


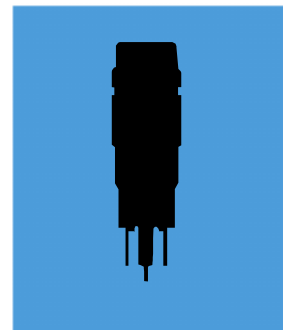
9

8

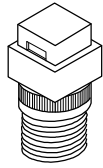
0.100" (2.54)



M.



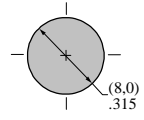
S .354" (9.0)



C .354" (9.0)



.020" ~ .197"
(0.5 ~ 5.0)

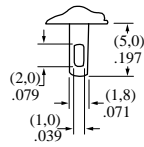


AT110

AT073

K

W01



0.1A

30

x .200" (2.54 x 5.08)

.100"

= (0.3)
.012

0.080" (2.03)

:

AT4035

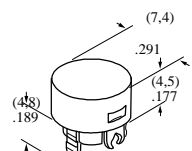
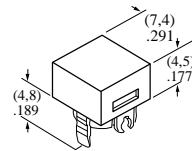
AT4036

A

()

C

F



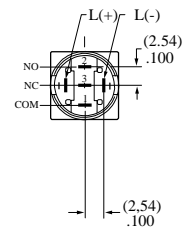
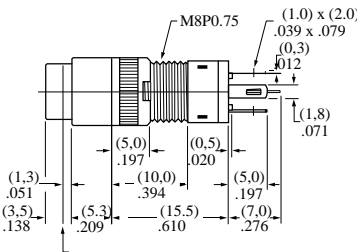
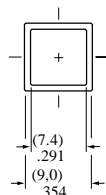
B

E

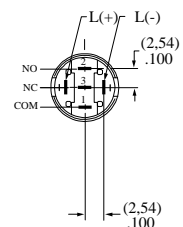
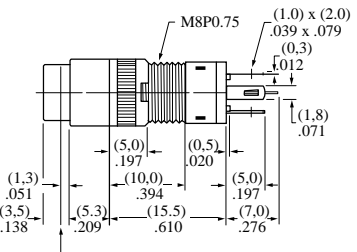
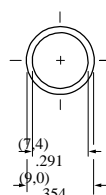
G

:

:



HB15SKW01-C



HB16CKW01-C